

Bamboo Two

HAWORTH®

expect_more

HAWORTH®

office furniture

海沃氏办公家具

Amsterdam	Guatemala City	New Delhi
Bangalore	Geneva	New York
Barcelona	Holland, MI	Paris
Beijing	Hong Kong	Pune
Bologna	Kuala Lumpur	Shanghai
Brussels	Lisbon	Singapore
Budapest	Los Angeles	Stuttgart
Calgary	Madrid	Sydney
Chicago	Melbourne	Tokyo
Dallas	Milan	Warsaw
Dubai	Mexico City	Washington DC
Frankfurt	Mumbai	Zurich

Haworth is a registered trademark of Haworth, Inc.
©Haworth Asia Pacific 2011.4.1 Item #AP-B-054

haworth.com | haworth-europe.com | haworth-asia.com



Bamboo Two by Haworth- a striking and high performance workspace system that responds to your business needs.

Our world is forever evolving, and today's workspaces need to do more than simply accommodate these changes—they need to embrace adaptability in design. Bamboo Two is a flexible office space system that has been thoughtfully designed to expand and grow with the changing needs of your business. In addition, the system can be adapted to embrace a broad range of work styles from individual stations to collaborative teamwork environments. Haworth has developed an office system that demonstrates that it is possible to enjoy flexible workspace design without compromising quality, construction and aesthetics.

_more adaptable



- 1_ A flexible Eastern Global CPU holder keeps equipment off the ground
- 2_ Advanced cable management (CMS soft wiring system) enhances security, adaptability and aesthetics
- 3_ Open up workspace utility with 3Form Translucent panels, glass and white Laminate (LPL)
- 4_ Jump Stuff Master Kit and matching accessories keeps desk spaces uncluttered



1_ 2_ 3_
4_

Bamboo Two – designed to integrate seamlessly with a host of Haworth products.

The Bamboo Two workspace system marks the first step in Haworth's initiative to bring all Haworth systems into one common platform. Bamboo Two can be augmented with most existing Bamboo system elements. From screens to overhead storage units Bamboo Two can be fully integrated with the Xone workspace system. Organisations can now develop and grow their workspaces with the same thoughtful and planned manner in which they have developed their business itself.



_more interaction



- 1_
- 2_
- 3_



- 1_ Elegant LIM light fitting provides the perfect Bamboo Two partner
- 2_ Office Electrics power and data cable system located at desk level for easy user access
- 3_ Slat walls support a comprehensive range of storage and accessories from the Jump Stuff and Xone accessory range

**Bamboo Two by Haworth –
growing with your business module by module.**

Bamboo Two's ability to be teamed with Bamboo accessories and the Xone workspace system affords organisations the ability to grow their business and therefore, their workspace in a staged manner. A modular system allows the work environment to reflect the work style needs at the time, and guarantees that as a business grows an attractive and integrated work environment emerges. This ability to add and reconfigure office spaces ensures that business can maximise its return on investment in the workspace environment. It simply makes financial sense.



_more modular



- 1_ Xone accessories working in harmony with Bamboo Two
- 2_ Smart and easy to use panel connectors with integrated 50mm and 25mm width panels
- 3_ Universal flip-top connection tray hides electrical sockets, allowing an economical work surface
- 4_ Eastern Global monitor arms keep worksurfaces clear
- 5_ Lightweight desk screens are underpinned with sturdy construction

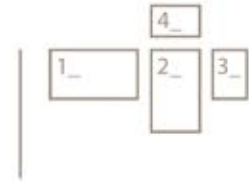
Bamboo Two – setting the benchmark for innovative workspace design

Haworth has applied the latest technologies to ensure that Bamboo Two works with organisations as they grow and develop. Key to this is Haworth's advanced cable management and panel system footprint. Both these features provide flexibility and allow for office growth and future development. The Bamboo Two architecture utilises modern European and minimalist styling, creating an uplifting workspace area and supporting the modern office culture. Haworth's innovative approach also supports organisations as they strive to be more environmentally responsible, with a high percentage of the range being recyclable.



_more innovation

- 1_ Easy to use built-in and movable whiteboard screens
- 2_ Tackable and highly sustainable fabric panel made from low-density strawboard substrate
- 3_ Well coordinated intermediate rail to adjacent worktop for functionality and aesthetics.
- 4_ Hung screen application, allows for a lighter workspace footprint



Bamboo Two incorporates a range of design and technology options that offer outstanding space saving benefits.

Features such as the sliding accessories holder which keeps desk spaces clear or the space saving monitor arm all work to optimise working space. The option of the high tech Echo panelling, a recycled and recyclable PET material that absorbs ambient sound, optimises the use of space within the entire office area, by allowing for the closer location of office spaces, without compromising the work environment.

_more space




1_

2_

3_

4_



- 1-2_ Sliding add-on elements / slat walls optimizes visibility and promotes collaboration
- 3_ Integ dual monitor arms for effective technology communication
- 4_ High tech sound baffling echo-panelling options improve concentration in working environments



_more finishes

Bamboo Two offers a vast array of options and finishes, from cutting edge accessories through a full range of materials and finishes. Many of the materials available within the range offer environmentally responsible options for business in terms of its manufacture and supply, and in terms of material recovery.

_more can be less

Strawboard has been chosen as the substrate material for Bamboo Two because of its low-impact in both growth and disposal footprints; strawboard is locally-sourced, rapidly renewable, 100% recyclable and 100% biodegradable. As an agricultural by-product created during rice harvesting, the productive use of strawboard creates additional income for rice farmers, who would otherwise burn it as waste.

_zero waste

At the end of its lifetime, Haworth can reclaim the entire Bamboo Two system and will find a solution for reuse, donation or recycle, leaving zero waste behind.

LPL color finish



AH-W White AH-B Beige AH-G Grey AH-M Maple

Echo-panel color finish



4A-002 Gray 4A-001 Charcoal 4A-003 Pistachio 4A-004 Cream

Trim color finish



TR-600 Alpaca Grey TR-R Beige TR-AK Chalk TR-F Black TR-AW China White TR-J Graphite TR-G Gray Tone TR-LE Metallic Silver TR-PS Precious Silver TR-AA Putty TR-E Smoke



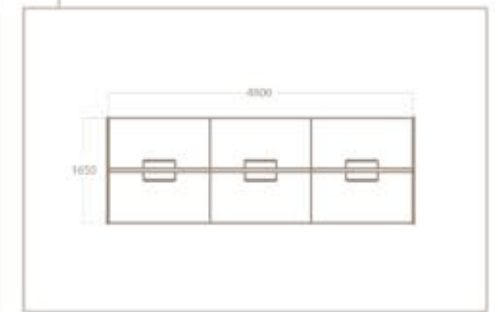
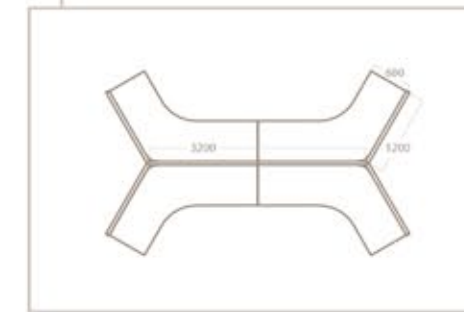
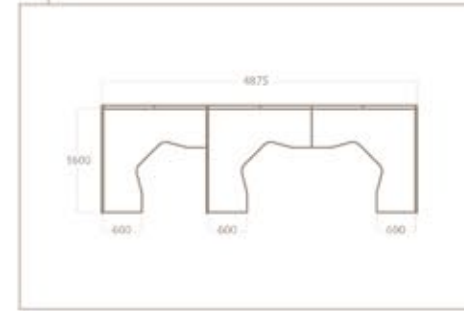
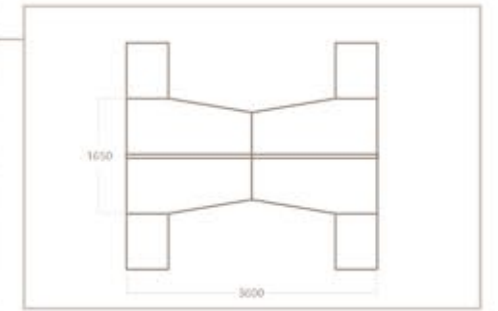
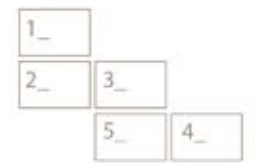
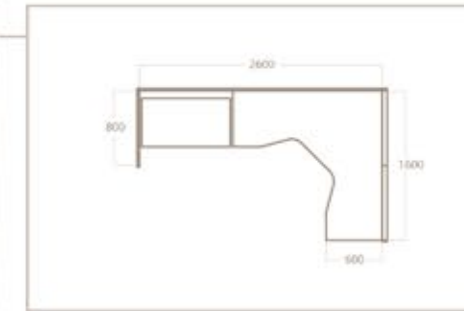


more choice

The Bamboo Two lineage

Bamboo Two range exemplifies the systems focus on providing business with choices that consider the needs of the business and the needs of the environment. With such a comprehensive lineage that seamlessly plugs into the Xone range, Bamboo Two champions office growth and flexibility.

- 1_ The creative manager
- 2_ The 90 degree team approach
- 3_ The collaboration bench
- 4_ The model of efficiency
- 5_ The 120 degree open office



Panels



Segmented panel, 25THK
Regular panel
H (mm): 1200,1400,1600
W (mm): 600/750/800/900/1000/1200
Long panel
H (mm): 1200,1400
W (mm): 1500/1600/1800



Segmented panel, 50THK
Regular panel
H (mm): 1200,1400,1600
W (mm): 600/750/800/900/1000/1200
Long panel
H (mm): 1200,1400
W (mm): 1500/1600/1800



Power panel raceway above worktop, 50THK
Regular panel:
H (mm): 1200,1400,1600
W (mm): 600/750/800/900/1000/1200
Long panel:
H (mm): 1200,1400
W (mm): 1500/1600/1800



Power panel raceway below worktop, 50THK
Regular panel:
H (mm): 1200,1400,1600
W (mm): 600/750/800/900/1000/1200
Long panel:
H (mm): 1200,1400
W (mm): 1500/1600/1800

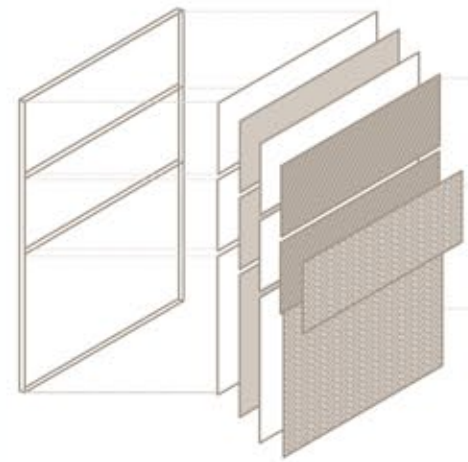


Power panel raceway above & below worktop, 50THK
Regular panel:
H (mm): 1200,1400,1600
W (mm): 600/750/800/900/1000/1200
Long panel:
H (mm): 1200,1400
W (mm): 1500/1600/1800



Power panel raceway 400mm base line, 50THK
Regular panel:
H (mm): 1200,1400,1600
W (mm): 600/750/800/900/1000/1200
Long panel:
H (mm): 1200,1400
W (mm): 1500/1600/1800

Skins



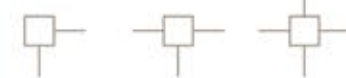
Painted/Fabric/Glass/
Echo-panel
Width up to 1800mm

Painted/Fabric/White
board/Slat wall/Echo-panel
Width up to 1800mm

Painted/Fabric/LPL/
Echo-panel
Width up to 1800mm

Junctions

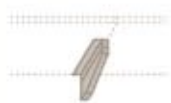
90 Deg.



120 Deg.



Supports



Cantilevers



Sliding brackets

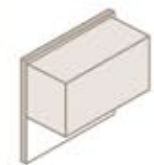


Frame Legs



Tube Legs

OSU/Open Shelf



OSU



Open-shelf



Add-on White board



Topper Screen

